

AIR-S12

Installation
subwoofer



AIR series has been created as the series of installation-dedicated speakers, backed-up with various mounting hardware options for ease and versatility of set-up.

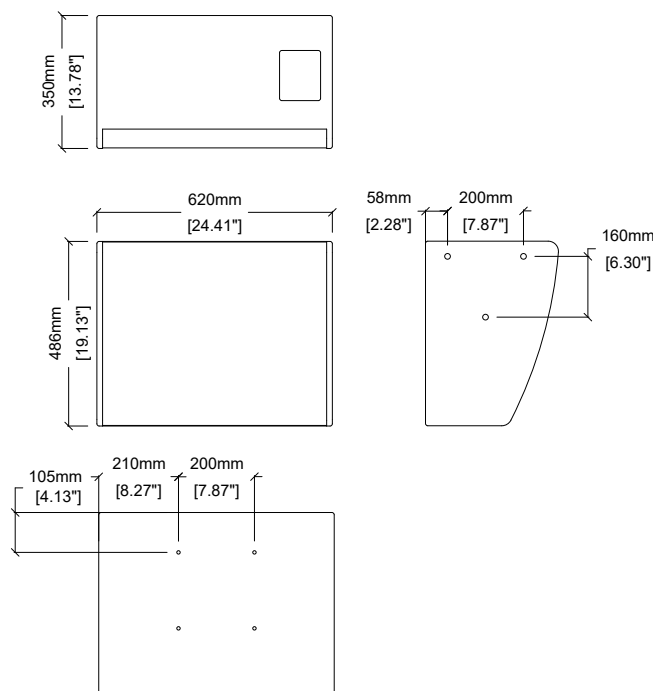
Installation subwoofers benefit from interior-friendly form factor, complete with several neat mounting options, including wall or ceiling placement.

AIR series subwoofers rugged enclosure is built from high-quality materials that protect the internal components, ensuring longevity and reliability. Despite their tough exterior, these subwoofers don't sacrifice aesthetics. With a sleek, professional design, they blend seamlessly into any environment, delivering an impressive visual and auditory experience.

AIR-S12 is a passive subwoofer with 12" LF driver in its heart, created especially for fixed installations. System's carefully developed enclosure makes it a perfect fit for even the most exquisite interiors, while at the same time providing needed low-frequency support.



DIMENSIONS



SPECIFICATIONS

Frequency Response (-10dB)	45 - 300 Hz
Max SPL	130,5 dB
Sensitivity (1W/1m)	95 dB
LF Driver	12", 3" VC
Impedance	4 / 8 Ohm
Nominal power	450 W
Connectors	Phoenix
Dimensions (W x H x D)	620 x 486 x 350 mm / 24,41" x 19,13" x 13,78"
Net weight	29 kg / 63,93 lbs
Shipping weight	33 kg / 72,75 lbs
Mounting	8 x M10 mounting points; 2 x M10 safety points; VESA 200 x 200
Enclosure material	Plywood, wear-resistant paint
Speaker protection	Steel grill, acoustically transparent backing

¹ - pink noise, filtered according to AES 2 - 2012, crest factor 9 dB

² - based on transducer power measured according to AES 2 - 2012

CONNECTIONS

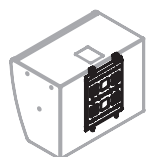
Use Hi-pass filter to prevent speaker damage and distorted sound by eliminating low non-audible frequencies in input signal.

Do not exceed input power ratings mentioned in specifications while exploiting the speaker system.

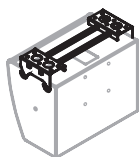
Speaker system comes with Phoenix terminals for connection to amplifier.

Signal +	Terminal +
Signal -	Terminal -
High pass filter:	
Freq, no less than	40 Hz
Order, no less than	18 dB/oct
Recommended amplifier power	450 - 900 W on nominal impedance

ACCESSORIES



LLS
Wall mounting
adapter



CL-S12
Ceiling adapter

SAFETY INSTRUCTIONS

1. Do not pour liquids on speaker system - this may cause driver cone destruction and unappealing speaker appearance. Do not allow direct sunlight on speaker cone in order to prevent premature failure. Do not install speaker system near open flames or heating elements.

2. Do not use speaker system with damaged speakON or speaker cable so as not to cause electric shock hazard or fire hazard.

3. Make sure speaker system is firmly set up on the floor, stage, or wall (where applicable).

4. While setting speaker system up onto an angled or slippery surface, make the necessary arrangements to avoid vibration-induced movement.

5. Speaker system is capable of delivering significant sound pressure levels. To avoid permanent or temporary hearing damage, prolonged exposure to sound pressure levels exceeding 90 dB should be limited.