

FLY-SUB-12L

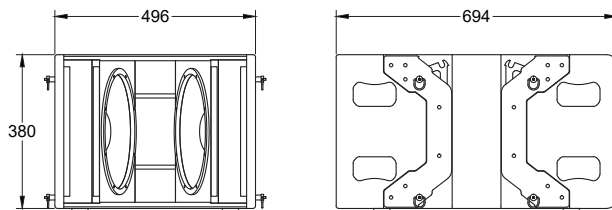
Powered
subwoofer



Fly series is designed for use in small concert halls, theaters and clubs, where the features of line array are needed.

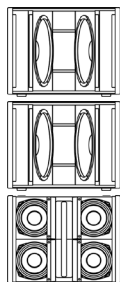
Fly Sub 12L is a convenient low-frequency supplement for Fly 6L system, based on 12" own-designed woofer. With built-in Powersoft amplifiers, this compact, but yet powerful system is a perfect kicker, capable to provide 1400W of power. With thoroughly designed hardware, Fly Sub 12L can be flown or ground stacked, adjusting to any demand of the project given.

DIMENSIONS



PRESET USAGE REFERENCE

3-way system

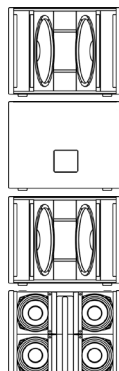


Fly Sub 12L
PRESET 1

Fly Sub 12L
PRESET 1

Fly 6L Stack

3-way cardioid system



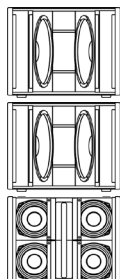
Fly Sub 12L
PRESET 1

Fly Sub 12L
(inv)
PRESET 2

Fly Sub 12L
PRESET 1

Fly 6L
Stack

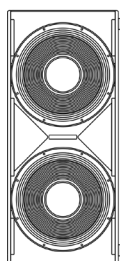
4-way system



Fly Sub 12L
PRESET 3

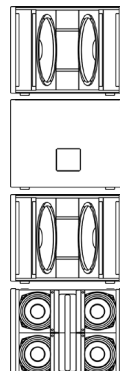
Fly Sub 12L
PRESET 3

Fly 6L
Stack



Fly Sub 15 or
Fly Sub 18
PRESET 3

4-way cardioid system

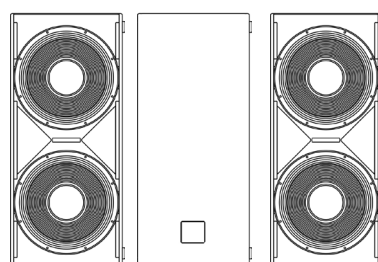


Fly Sub 12L
PRESET 3

Fly Sub 12L
(inv)
PRESET 4

Fly Sub 12L
PRESET 3

Fly 6L Stack



Fly Sub 15 or
Fly Sub 18
PRESET 3

Fly Sub 15 or
Fly Sub 18 (inv)
PRESET 4

Fly Sub 15 or
Fly Sub 18
PRESET 3

SPECIFICATIONS

Frequency response (-10dB)	60 – 220 Hz
Max SPL (calculated)	134,5 dB
LF Transducer	2 x 12", 2,5" VC
Amplifier power	1400 W
Amplifier	Class D, fan cooling, DSP
Input sensitivity	+4 dBV
Settings	4 switchable presets
Connectors	XLR in + XLR out, Powercon mains in, Powercon mains out
Dimensions (W x H x D)	496 x 380 x 694 mm
Net weight	36 kg
Shipping weight	39 kg
Mounting	Integrated flying hardware
Enclosure materials	Plywood; wear-resistant paint
Grill	Steel grill, acoustically transparent backing
Color	Black

CONNECTIONS

FLY series powered systems are supplied with CN-0010 PowerCon-E/F CEE 7/7 mains cable (part number 00-00005561). Use only original or supplied by manufacturer mains cables!

FLY series powered systems are equipped with PowerCon B mains power outlets for mains link to additional FLY series powered system.

FLY series systems' nominal mains power specifications: AC 220V, 50/60 Hz.

Nominal voltage tolerance: 100 – 250 V.

FLY series systems are equipped with XLR INPUT and XLR LINK connectors for signal connection.

Use of balanced XLR connector cables is recommended. In case when balanced XLR connections are not available, unbalanced XLR connection is acceptable.

For linking the additional system to the same signal bus LINK connector may be used.

SAFETY INSTRUCTIONS

1. Do not pour liquids on speaker system - this may cause driver cone destruction and unappealing speaker appearance. Do not allow direct sunlight on speaker cone in order to prevent premature failure. Do not install speaker system near open flames or heating elements.
2. Do not use speaker system with damaged speakON or speaker cable so as not to cause electric shock hazard or fire hazard.
3. Make sure speaker system is firmly set up on the floor, stage, or wall (where applicable).
4. While setting speaker system up onto an angled or slippery surface, make the necessary arrangements to avoid vibration-induced movement.
5. Speaker system is capable of delivering significant sound pressure levels. To avoid permanent or temporary hearing damage, prolonged exposure to sound pressure levels exceeding 90 dB should be limited.