

AIR-122

Installation speaker



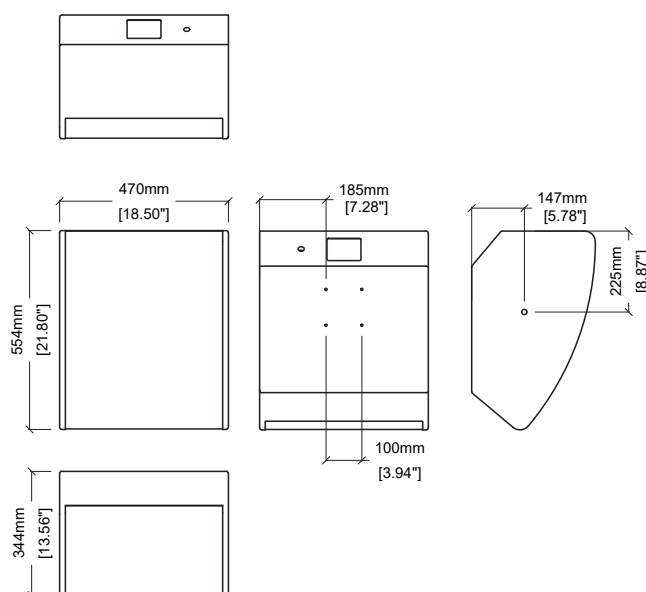
AIR series has been created as the series of installation-dedicated speakers, backed-up with various mounting hardware options for ease and versatility of set-up.

Benefiting from truly point-source design based on coaxial and full-range speakers, AIR series opens a new dimension for speaker placement to achieve the best possible coverage while keeping sound system visual imprint to the lowest possible minimum.

AIR-122 is a passive installation system based on 12" coaxial speaker. Compact size, light weight and numerous mounting options make AIR-122 a system of high usability that achieves most performance per the space occupied.



DIMENSIONS



SPECIFICATIONS

| | |
|----------------------------|-----------------------------------------------------------|
| Frequency Response (-10dB) | 55 - 18000 Hz |
| Max SPL ¹ | 132 dB |
| Sensitivity (1W/1m) | 96 dB |
| Driver | 12" coaxial |
| Nominal Coverage (H x V) | 80° x 80° |
| Impedance | 4 / 8 Ohm |
| Nominal power ² | 500 W |
| Connectors | Phoenix |
| Dimensions (W x H x D) | 470 x 554 x 344 mm / 18,50" x 21,80" x 13,56" |
| Net weight | 24 kg / 52,91 lbs |
| Shipping weight | 27 kg / 59,52 lbs |
| Mounting | VESA 100 x 100; 2 x M10 Mounting points; M10 safety point |
| Enclosure material | Plywood, wear-resistant paint |
| Speaker protection | Steel grill, acoustically transparent backing |

¹ - pink noise, filtered according to AES 2 - 2012, crest factor 9 dB

² - based on transducer power measured according to AES 2 - 2012

CONNECTIONS

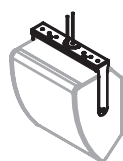
Use Hi-pass filter to prevent speaker damage and distorted sound by eliminating low non-audible frequencies in input signal.

Do not exceed input power ratings mentioned in specifications while exploiting the speaker system.

Speaker system comes with Phoenix terminals for connection to amplifier.

| | |
|-----------------------------|-----------------------------------|
| Signal + | Terminal + |
| Signal - | Terminal - |
| High pass filter: | |
| Freq, no less than | 50 Hz |
| Order, no less than | 18 dB/oct |
| Recommended amplifier power | 500 - 1000 W on nominal impedance |

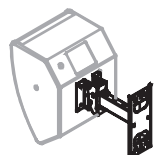
ACCESSORIES



LAIR-122
Mounting bracket



WMT-20
Wall mount adapter



WRM-18
WRM-25
Wall arm with pan and tilt function

SAFETY INSTRUCTIONS

1. Do not pour liquids on speaker system - this may cause driver cone destruction and unappealing speaker appearance. Do not allow direct sunlight on speaker cone in order to prevent premature failure. Do not install speaker system near open flames or heating elements.

2. Do not use speaker system with damaged speakON or speaker cable so as not to cause electric shock hazard or fire hazard.

3. Make sure speaker system is firmly set up on the floor, stage, or wall (where applicable).

4. While setting speaker system up onto an angled or slippery surface, make the necessary arrangements to avoid vibration-induced movement.

5. Speaker system is capable of delivering significant sound pressure levels. To avoid permanent or temporary hearing damage, prolonged exposure to sound pressure levels exceeding 90 dB should be limited.