

PixLite[®] E4-S Mk3

Pixel Controller



DATASHEET

Made in Australia
5 Year Warranty

KEY FEATURES

- 24 Universes of Art-Net or sACN
- 4 Non-Powered Pixel Outputs
- Over 70+ Pixel Protocols Supported
- microSD Card Slot for Advatek SHOWTime™
- Auxiliary Port for DMX512 In/Out
- Configure Using Any Web Browser or Advatek Assistant 3 Software
- Electrical Fault Protection on All Ports

ADVATEK
LIGHTING

PixLite® E4-S Mk3

Pixel Controller

PRODUCT OVERVIEW

The **PixLite E4-S Mk3** is an economical, but powerful pixel LED controller built upon Advatek's 3rd generation PixLite Mk3 processor. The feature set of this processor are too significant to fit here, explore in the [PixLite Mk3 Processor Datasheet](#).

The **PixLite E4-S Mk3** drives up to 6 universes of data on each of its 4 outputs for a total of 24 universes of LED pixel control. The easily accessible and removable screw terminal blocks each have three pins [Clock | Data | Ground], which is suitable for installations where pixel power is not routed through the pixel controller.

A CLOSER LOOK AT THE CONTROLLER

SHOW Time

SHOWTime™ unleashes the potential of Advatek PixLite® Mk3 devices to independently drive light shows without a computer or any source of live data.

SHOWTime™ allows users to record and play back pixel shows from the PixLite E4-S Mk3 using the inbuilt microSD slot. Design your own breathtaking pixel shows, record them directly onto the microSD card and play them back as many times as you wish.

SHOWTime™ also unlocks the ability to create up to 25 powerful triggers and use advanced intensity controls to enable true standalone behavior and enhance live environments.

BUDGET FRIENDLY

Lower the cost of your installation with the removal of some features that are standard on most of the PixLite Mk3 range, like powered pixel outputs, smart electronic fuses, dual gigabit Ethernet ports and universe data hardware firewall.

FAULT PROTECTION

Features electrical fault protection on all ports resulting in higher reliability and fewer equipment failures. See details on next page.

AUXILIARY PORT

Versatile RS485 Auxiliary port can be used as either an input or an output.

As an output, connect DMX512 devices to the port and control them via sACN or Art-Net. As an input, connect a DMX512 source directly to the PixLite and use DMX512 as the data source for your pixels, or as a trigger source, or as a live intensity data source.

CERTIFICATIONS



5 YEAR WARRANTY

For your absolute peace of mind, all Mk3 products come with a 5-year warranty. All products need to be used and installed in accordance with their designed purpose and operating environment. Please register your product on our website.

PixLite® E4-S Mk3

Pixel Controller

SPECIFICATIONS

PHYSICAL

Ethernet Ports	1 x 10/100 Mbit/s
microSD Card Slot	1
Auxiliary Port	1 x RS485 Input/Output
Pixel Outputs	4 x Non-Powered
Dimensions (inc. connectors)	115 x 86 x 33mm
Weight	0.1kg
Enclosure	ABS
Mounting	Wall & Din-Rail Mountable

CERTIFICATIONS & MARKS

North America	ETL Listing (Equivalent to UL Listing)
Europe	CE
North America	FCC
Canada	ICES3
Australia & New Zealand	RCM
United Kingdom	UKCA

POWER

Input Power	5V - 24V DC
Maximum Power Consumption	2.5W

THERMAL

Storage Temperature	-20°C to +70°C
Ambient Operating Temperature	-20°C to +70°C

FAULT PROTECTION

Electrostatic Discharge (ESD)	All ports protected
Power Input	Reverse polarity protection
Auxiliary Port	+/- 48V DC fault protection
Pixel Output Clock/Data	+/- 36V DC fault protection

TESTING STANDARDS

Audio/Video & ICTE - Safety Requirements	UL 62368-1
Radiated & Conducted Emissions	EN 55032 & FCC Part 15
Multimedia Immunity	EN 55035
RoHS	RoHS 2 + DD (EU) 2015/863

INSTALLATION

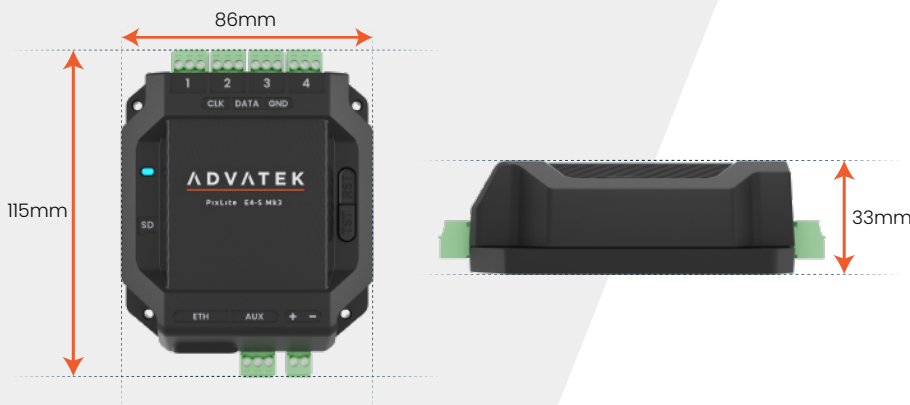
Refer to installation instructions in the Product User Manual for acceptable use and storage requirements.

Standard	Indoors Only
With Conformal Coating	May be installed outdoors when installed inside a weatherproof enclosure

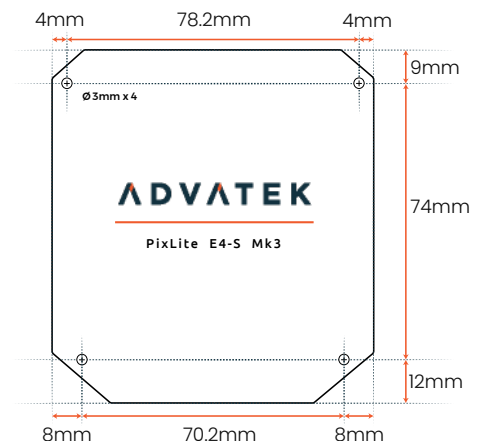
PIXEL DATA

	EXPANDED MODE DISABLED / ENABLED	
Pixel Outputs	4	/ 8
RGB Pixels per Output	1020	/ 510
RGBW Pixels per Output	768	/ 384
Universes per Pixel Output	6	/ 3
Total Pixel Universes	24	/ 24

OVERALL DIMENSIONS



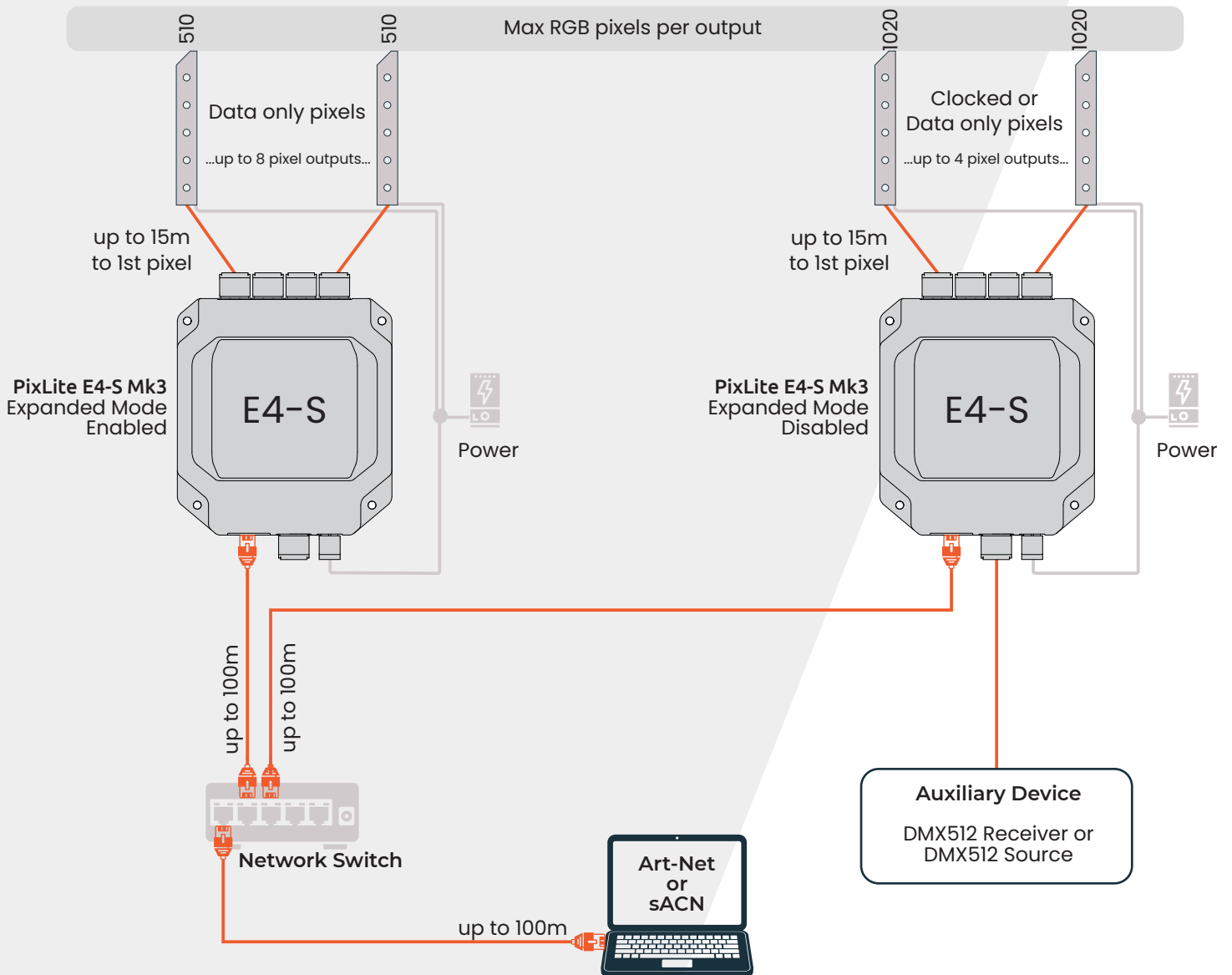
MOUNTING DIMENSIONS



PixLite® E4-S Mk3

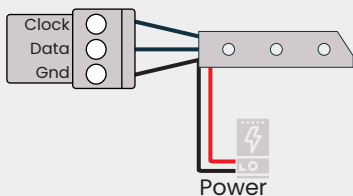
Pixel Controller

TYPICAL WIRING DIAGRAM

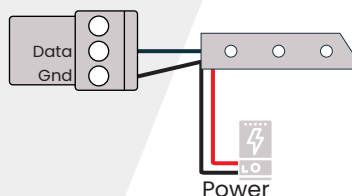


CONNECTIONS TO PIXELS

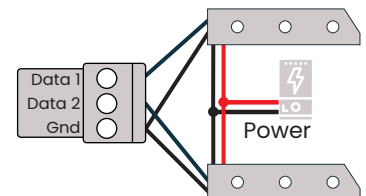
Pixels Clocked
Expanded Mode Disabled



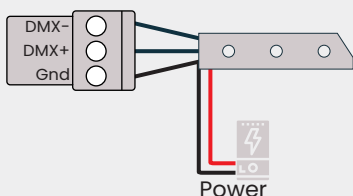
Pixels Data Only
Expanded Mode Disabled



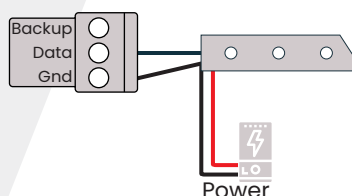
Pixels Data Only
Expanded Mode Enabled



Pixels DMX512-D
Expanded Mode N/A



Pixels SK6822
Expanded Mode N/A




PixLite® E4-S Mk3

Pixel Controller

OPTIONAL ACCESSORIES

Din-Rail Mounting Bracket



ORDER CODES

PixLite E4-S Mk3	PIXE4S3
PixLite E4-S Mk3 with Conformal Coating	PIXE4S3-CC
Din-Rail Mounting Bracket	MNT0101