

Quick Start Guide

Thank you for purchasing this Netvio product. The quick-start-guide is designed to provide all required information to install your product successfully, ensuring correct installation standards, therefore guaranteeing performance in accordance with published features and specifications. Netvio therefore greatly appreciates your time in reviewing the provided information and following our recommended guidelines.

EX-TS-400-10

Entry level 1080p HDMI Extender over single category cable. Perfect for simple point-point extension of 1080p sources over 40m cable with IR source control.

1080p PoC IR HDMI LOOP-OUT



Cable & Connector Guidelines

- Advertised cable distances are there for a guidance. Many factors can effect transmission distances including cable construction, quality, install standards, patch panels and external factors such as electrical magnetic interference (EMI).
- This product is designed to run over unshielded twisted pair Cat5e/6/7 cable. Some consideration is required when installing shielded (STP) category cable ensuring all drain wires and shielding is properly grounded.
- All RJ45 terminations should follow EIA/TIA-568-B terminations and not simply wired Pin 1-1, Pin 2-2. The 568-B standard involves the splitting of the green pair to pins 3 & 6.
- Maintain the twists within the Cat5e/Cat6/Cat7 cores up to the point of termination.
- Maintain gradual bends when installing category cable, ensuring a minimum radius of 25mm where possible. Avoid sharp bends or twists in the cable and avoid taught or stretched cable.
- When dressing the cable use moderate to low pressure, avoiding pinching of the cable jacket.
- Do not splice, join or bridge the cable at anytime, as this will undoubtedly cause transmission issues.
- Use moderate to low pressure when pulling category cable avoiding pressure in excess of 25 lbs (of force).
- Keep category cable away from sources of EMI (electrical cables, transformers, light fixtures) ensuring a minimum parallel distance of 300mm, crossing at right angles if absolutely necessary.
- Ensure cable is correctly tested, understanding that a basic continuity check may not be sufficient to identify or certify cable performance.
- Always check local regulations relating to building and fire codes.

BOX CONTENTS

- Netvio TX & RX Device.
- 2x Wall mount brackets
- 1x Infrared receiver (capture) cables
- 1x Infrared emitter (sender) cables
- 1x Compatible plug-in PSU

WARRANTY INFORMATION

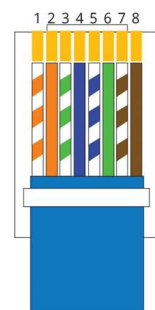
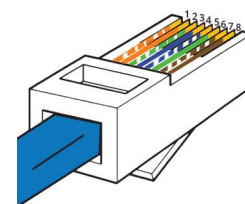
- 2-Year standard parts & labour warranty
- FREE 3-Year warranty subject to product registration.
- 5-Year & 10-Year extended warranty options available.
- Full warranty details including coverage, registration & warranty extensions available at www.netvio.co.uk

PRODUCT SUPPORT

Please contact your authorised Netvio reseller.

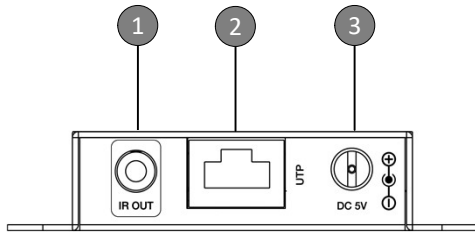
- UK/EMEA Support | +44 (0) 870 488 7001
- US Support | +833 720 0637
- Email | support@netvio.co.uk
- Live Chat | www.netvio.co.uk

RJ45 Pinout T-568B

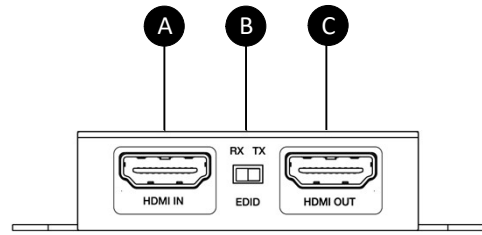


1. White Orange	5. White Blue
2. Orange	6. Green
3. White Green	7. White Brown
4. Blue	8. Brown

Transmitter Overview

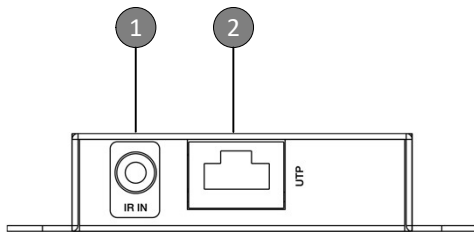


1	IR Sender Port (connect to source)
2	Cat5e/6/7 connection
3	DC 12V Power Input

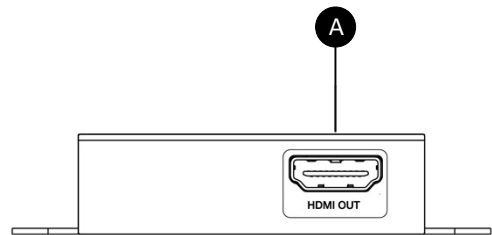


A	HDMI (Source) Input
B	EDID Copy Function (RX Display, TX HDMI Loop)
	<i>Changes subject to power recycle</i>
C	HDMI loop-out to local display or cascading

Receiver Overview



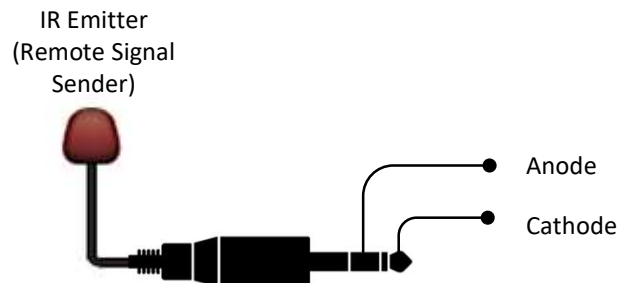
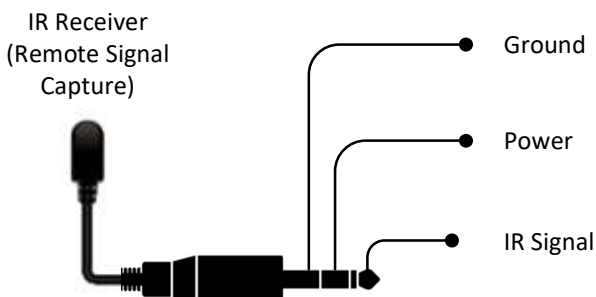
1	IR capture port (attach to display)
2	Cat5e/6/7 connection



A	HDMI (Display) Output
---	-----------------------

IR Pin Outs

Each Netvio extender kit comes complete with all required accessories to fully maximise product features and functionality. We recommend the use of Netvio approved IR accessories to ensure guaranteed performance and compatibility. In perfect conditions, IR performance is rated at 8m from display to remote control, but understanding this will vary in differing light conditions. It may be necessary to adjust both the capture, sender device positions to achieve best performance, ensuring that remote batteries are in good condition. Should IR ports require connections to a 3rd party device, the following wiring diagrams are provided to ensure successful signal transfer.



Basic Specifications

Encoding Data Rates	HDMI 10.2 Gbp Cat5e/6/7 10.2Gbs
Video Resolutions (Max)	1080p, 2K/60 8b 4:4:4
Max Pixel Clock	165MHz
HDCP	Inclusive up to 1.4
EDID	Selectable From connected display or local loop-out monitor.
Audio Formats	LPCM 2ch, LPCM 5.1, LPCM 7.1, Dolby Digital, Dolby Digital Plus, Dolby TrueHD, DTS, DTS Master, Dolby Atmos, DTS:X.
Storage	-20°C / +60°C 20% - 90% RH
Operating	0°C / +40°C 20% - 90% RH
Power	1-Way, 12v PoC power over Cat5e/6/7. 1x PSU at TX
Weight Dimensions	130g H: 17mm W: 58mm D: 68mm
Regulations	CE UKCA FCC RoHS
Warranty	2-Yr Standard, 3-Yr with registration, 5-Yr & 10-Yr extended warranty available.



SafeGuard

5% 5-Yrs | 10% 10-Yrs

Cost effective 5-yr (for 5%) and 10-yr (for 10%) extended warranties available at www.netvio.co.uk/safeguard



Please dispose and recycle responsibly in accordance with local laws and regulations



Attempts to remove product casings could result in electrical shock. Please do not attempt to repair the device. In the event of product service requirements, please contact Netvio Ltd or an authorised reseller for service procedures. Any unauthorised attempt to repair the product or attempts to replace components with non-approved parts will invalidate the product warranty. For full warranty conditions, please visit www.netvio.co.uk



Netvio Ltd – INFOLAB21, Lancaster University, Bailrigg Road, Lancaster, LA1 4WA, UK